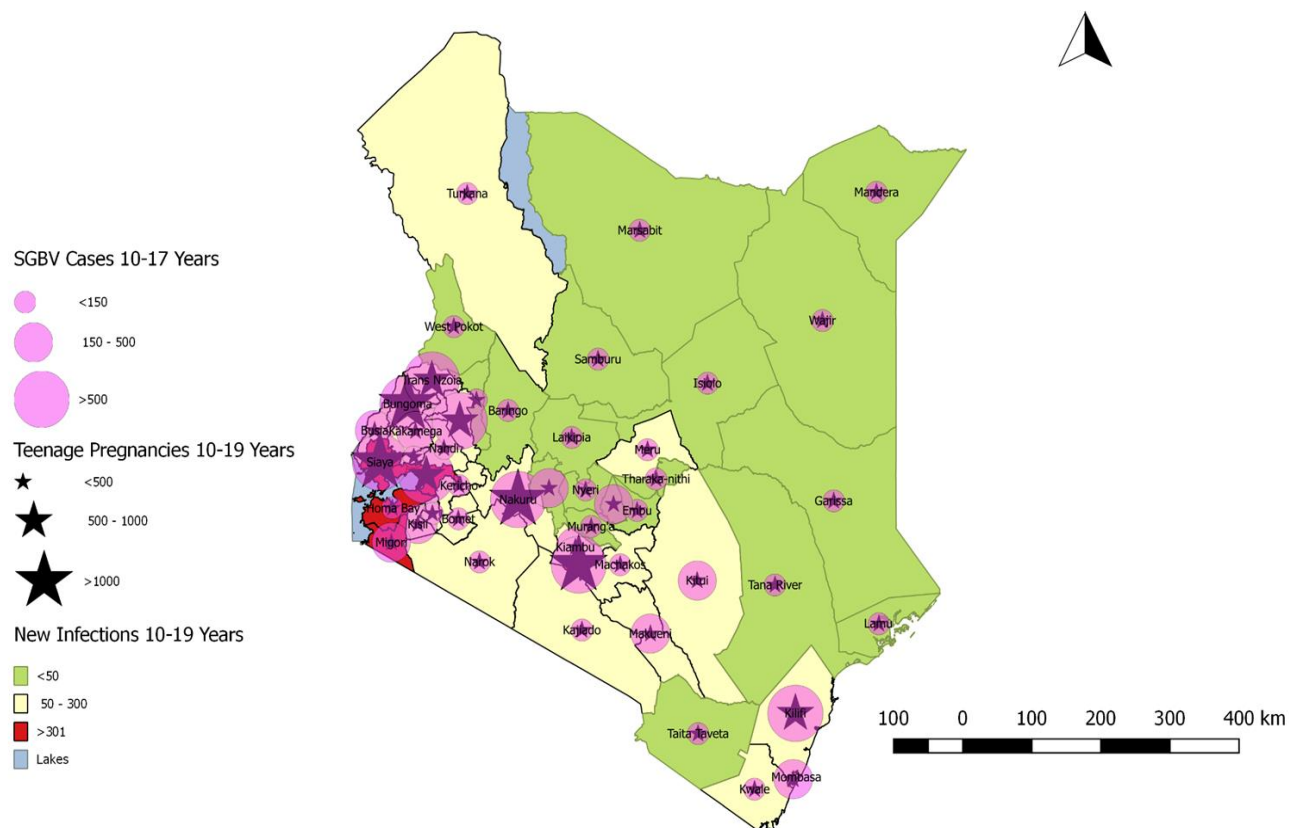




TRIPLE THREAT FACTS AND FIGURES

MURANG'A COUNTY

THE TRIPLE THREAT IN KENYA



Background

Kenya is committed to ending HIV as a public health threat by 2030. AIDS related deaths have reduced by 67% from 58,446 in 2013 to 19,486 in 2021; attributed to the 83% increase in the number of people on antiretroviral treatment from 656,369 in 2013 to 1,199,101 in 2021. New HIV infections have also reduced by 68.4% from 101,448 in 2013 to 32,027 in 2021 with an attendant decline in HIV prevalence from 6% to 4% during this period. HIV transmission from mother to child has also reduced from 13.9% in 2013 to 9.7% in 2021, averting an estimated 65,000 new HIV infections among children between 2013 and 2020.

Kenya has a predominantly young population, with 67% aged 29 years and below. Whereas a 47% reduction in AIDS-related deaths was registered among adolescents and young people between 2015 and 2021, this population continues to be disproportionately affected by HIV compared to older adults. In 2021, 42% of new adult HIV infections were attributed to adolescents and young people aged 15-24 years with significant geographical variations.

The 'Triple Threat Campaign' is a multisectoral, whole government approach to ending new HIV infections, unintended pregnancies, and sexual and gender-based violence among adolescent girls and young women by addressing the drivers of risk and vulnerability in this population.

POPULATION PROFILE

Kenya has high youthful population with about **59%** of the population aged below 24. This is slightly lower in Murang'a County where **50%** of the population is below 24 years. (Source: 2019 Census, KNBS).

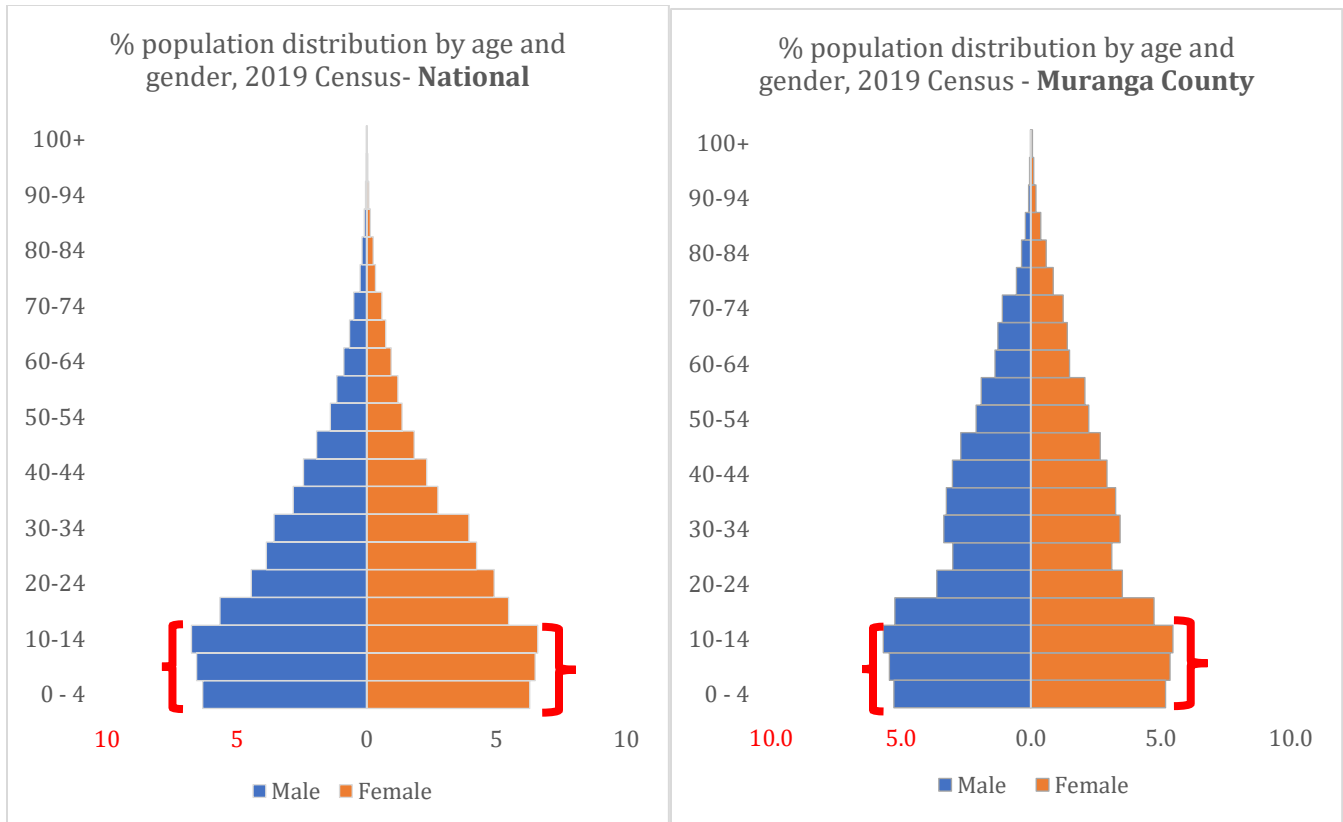


Figure 1: Population distribution in Kenya and Murang'a County

Source: KNBS 2019 Population Census

HIV IN ADOLESCENTS

INDICATOR	POPULATION	KENYA		MURANG'A COUNTY	
		2015	2021	2015	2021
Estimated PLHIV	All ages	1,517,707	1,435,271	27,245	19,824
	15+ Adults	1,419,537	1,356,806	26,238	18,715
	10-19	133,455	99,159	1,160	1,395
	15-24	268,586	173,228	2,707	1,550
	0-14 Children	98,170	78,465	1,006	1,108
Annual new HIV infections	All ages	77,647	32,027	1,670	228
	15+ Adults	71,034	26,826	1,640	171
	10-19	18,004	5,294	135	37
	15-24	35,776	11,229	460	62
	0-14 Children	6,613	5,201	29	56
Annual AIDS related deaths	All ages	35,821	19,486	617	266
	15+ Adults	30,817	16,394	587	223
	10-19	2,793	1,473	22	29
	15-24	3,853	2,196	36	33
	0-14 Children	5,004	3,092	30	43
PLHIV on ART	All ages	897,644	1,199,101	10,933	16,232
	15+ Adults	826,097	1,130,513	10,007	15,457
	0-14 Children	71,547	68,588	926	775
PMTCT	Need of PMTCT	79,475	53,889	751	573
	Receiving PMTCT	59,214	50,612	465	540
	MTCT Rate	8.3%	9.7%	19%	9.7%
	PMTCT Coverage	75%	94%	62%	94%

Table 1: National and Murang'a County overview of the HIV epidemic, Source: HIV Estimates 2021, KHIS MOH 731)

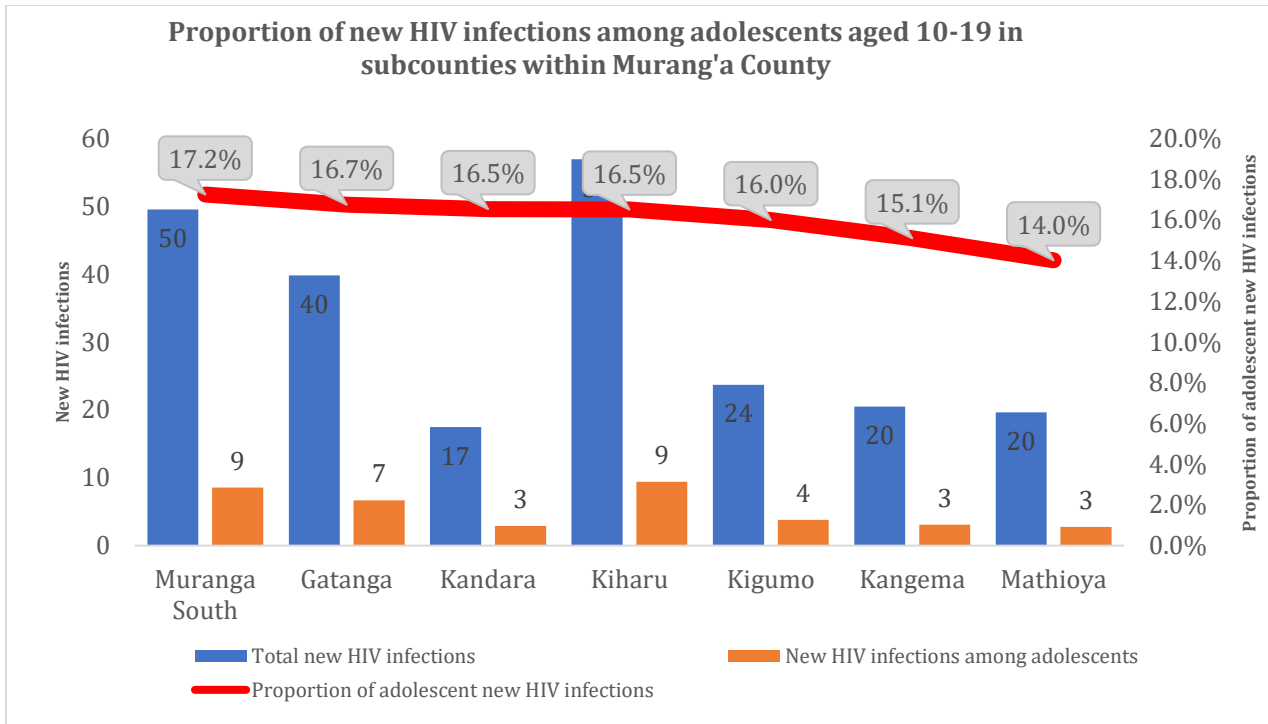


Figure 2: Adolescent new HIV infections per sub county, *Source: HIV Estimates 2021*

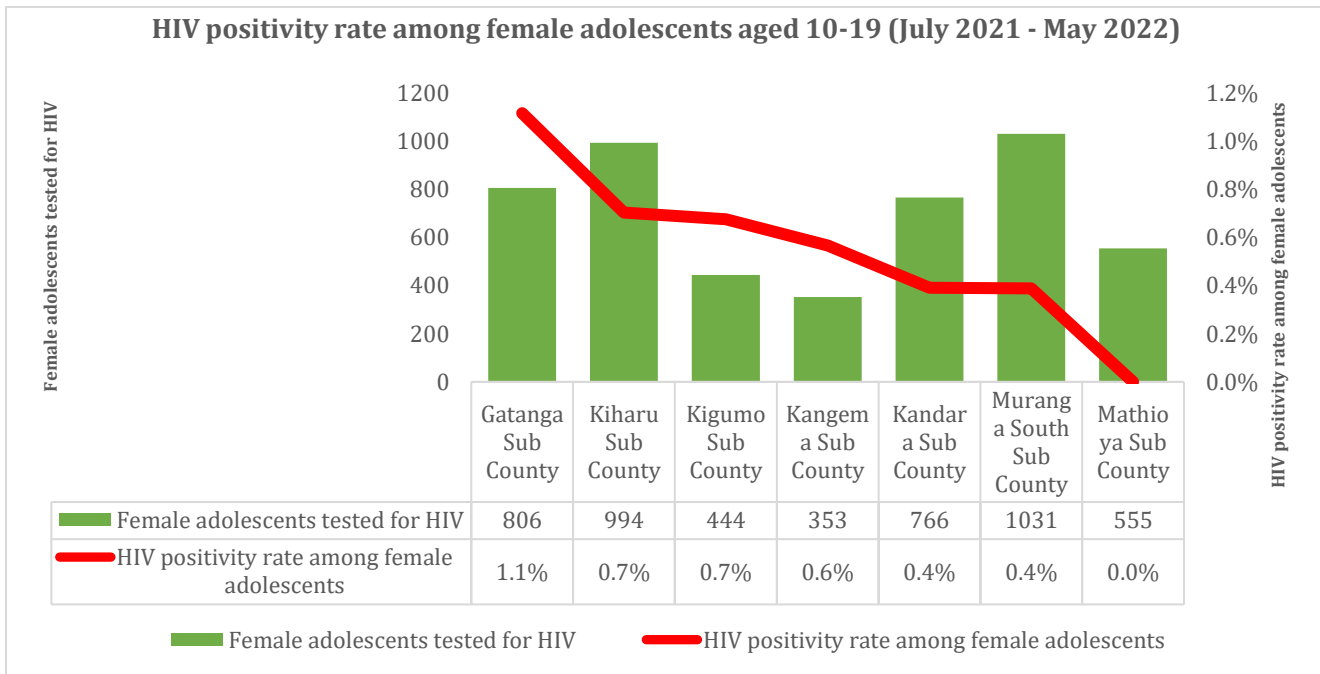


Figure 3: Female adolescents testing HIV positive per sub county (July 2021 – May 2022), *Source: KHIS_MOH 731_1*

➤ **Adolescents living with HIV:**

- Nationally, there are an **estimated 99,159** adolescents aged 10-19 living with HIV of whom 1.4% (1,395) were in **Murang'a county. (2021, HIV Estimates)**

➤ **Adolescents' new HIV Infections:**

- New HIV infections among adolescents aged 10-19 reduced by **71%** from **18,004** in **2015** to **5,294** in **2021** translating to **98** new HIV infections **every week**.
- **Murang'a county** recorded a higher reduction of **73%** in the same period.
- Adolescents aged 10-19 in Murang'a south sub county contributed to 17.2% of the total estimated new HIV infections (228)

➤ **AIDS related deaths among adolescents:**

- Despite a **47%** decline in AIDS related deaths among adolescents in the country,
- **Murang'a county increased** adolescents AIDS related deaths by **24%** between 2015 and 2021.

➤ **Routine HIV testing:**

- In Murang'a County, 70% (28) of the total HIV positive tests (40) between July 2021 and May 2022 were among females aged 10-19
- with Gatanga sub county leading at a HIV positivity rate of 1.1%

➤ **Low Condom use:**

- Only 56.3% of sexually active population are aware of condom use as a protection strategy against HIV infection according to Kenya Demographic and Health Survey (2014).

ADOLESCENT PREGNANCIES

PREGNANCIES AMONG ADOLESCENTS AGED 10-19										
Year	Kenya					Murang'a County				
	10-14 years	15-19 years	Total adolescent pregnancies	New ANC clients	Proportion of adolescent s attending ANC	10-14 years	15-19 years	Total adolescent pregnancies	New ANC clients	Proportion of adolescent s attending ANC
2016	23,356	252,277	275,633	1,296,168	21%	44	4,352	4,396	20,207	22%
2017	23,516	316,160	339,676	1,223,317	28%	92	4,499	4,591	18,177	25%
2018	22,451	404,684	427,135	1,435,246	30%	86	6,595	6,681	21,717	31%
2019	20,121	376,719	396,840	1,429,951	28%	60	6,600	6,660	22,304	30%
2020	16,956	314,593	331,549	1,465,589	23%	61	5,458	5,519	23,191	24%
2021	21,823	294,364	316,187	1,547,656	20%	35	4,160	4,195	22,856	18%
Total	128,223	1,958,797	2,087,020	8,397,927	25%	378	31,664	32,042	128,452	25%

Table 2: National and Murang'a County annual trend in adolescent pregnancies (2016-2021)

Source: Kenya Health Information System (KHIS MOH 731)

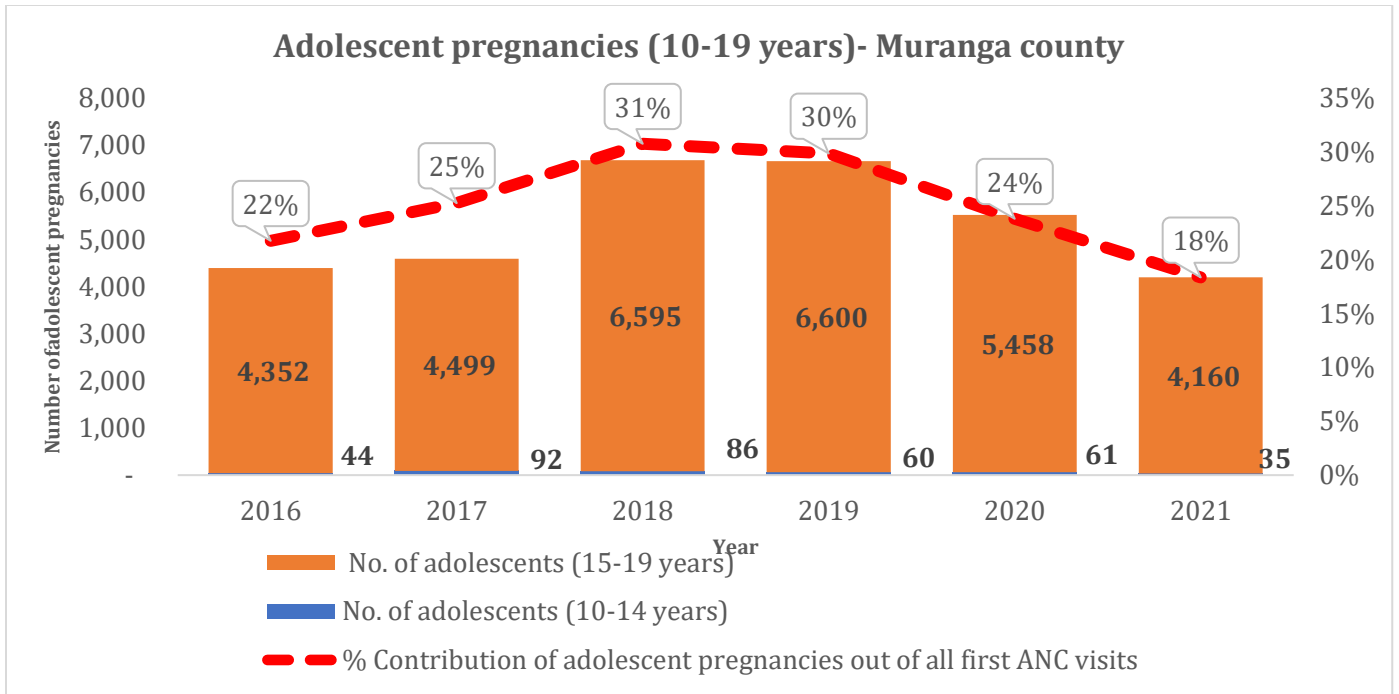


Figure 4: Annual adolescent pregnancies in Murang'a county (2016-2021)

Source: Kenya Health Information System (KHIS MOH 711)

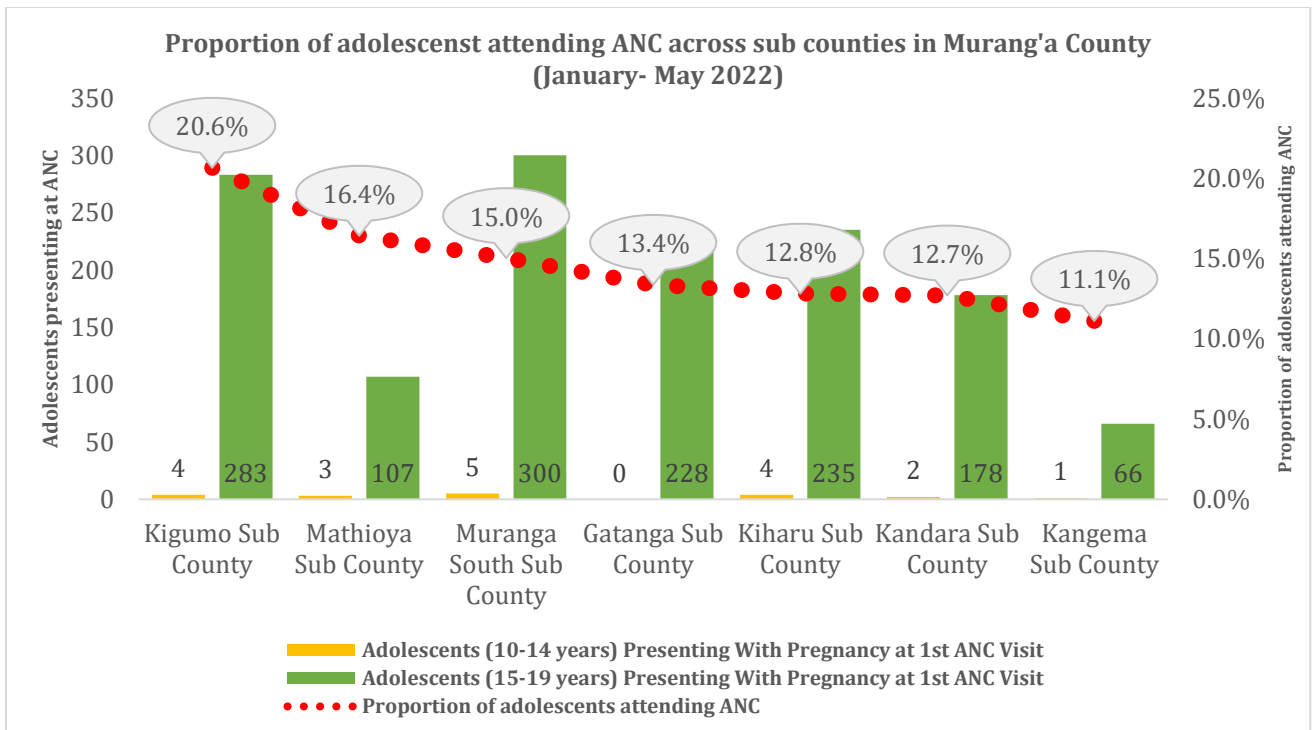


Figure 5: Adolescent pregnancies across sub counties in Murang'a county (Jan-May 2022), **Source:** Kenya Health Information System (KHIS MOH 711)

➤ **Sexual Debut:**

- Approximately **55%** of young people in the county had their first experience of sexual intercourse before the **age of 15**, an indication of early sexual debut. **Kenya Demographic and Health Survey (2014)**

➤ **Adolescent pregnancies:**

- Adolescent pregnancies remain high in the country with an average of **25%** in the last 6 years.

➤ **ANC Attendance:**

- Nationally, **1 in every 5 women** presenting for 1st ANC (**20.4%**) was an adolescent aged 10-19 in 2021.
- Notably, a **26% decline** in the proportion of adolescents aged 10-19 attending ANC between **2018** and **2021** was observed. However, the proportion of girls aged 10-14 attending ANC **increased by 23%** between **2020** and **2021**.
- The gradual decline in the proportion of adolescents aged 10-19 attending ANC was also observed in **Murang'a county** from **31%** in **2018** to **18%** in **2021**.
- Between **January to May 2022**, **17%** of the total ANC attendances (**627,621**) were by adolescents aged 10-19 **in the country**. This was **lower** in **Murang'a County** at **14.7%** with a total of **9,684** ANC attendances
- Between **January and May 2022**, adolescents aged 10-19 accounted for **21%** of all new ANC attendances in **Kigumo South sub county**. Notably, **Murang'a South sub county** contributed to **22%** of the total (**1,416**) adolescent pregnancies.

SEXUAL AND GENDER-BASED VIOLENCE

SEXUAL AND GENDER BASED VIOLENCE AMONG ADOLESCENTS AGED 10-17 YEARS

	KENYA			MURANGA COUNTY		
	SGBV cases reported (10-17 years)	Total SGBV cases reported (all ages)	% SGBV cases among adolescents	SGBV cases reported (10-17 years)	Total SGBV cases reported- (all ages)	% SGBV cases among adolescents
2016	2,466	5,810	42%	26	58	45%
2017	2,613	6,340	41%	7	38	18%
2018	5,587	11,456	49%	14	33	42%
2019	7,293	13,516	54%	18	36	50%
2020	11,465	19,839	58%	94	156	60%
2021	16,476	38,842	42%	236	543	43%
Total	45,900	95,803	48%	395	864	46%

Table 3: National and Murang'a County annual trend in SGBV cases recorded among adolescents (2016-2021), Source: Kenya Health Information System (KHIS MOH 731)

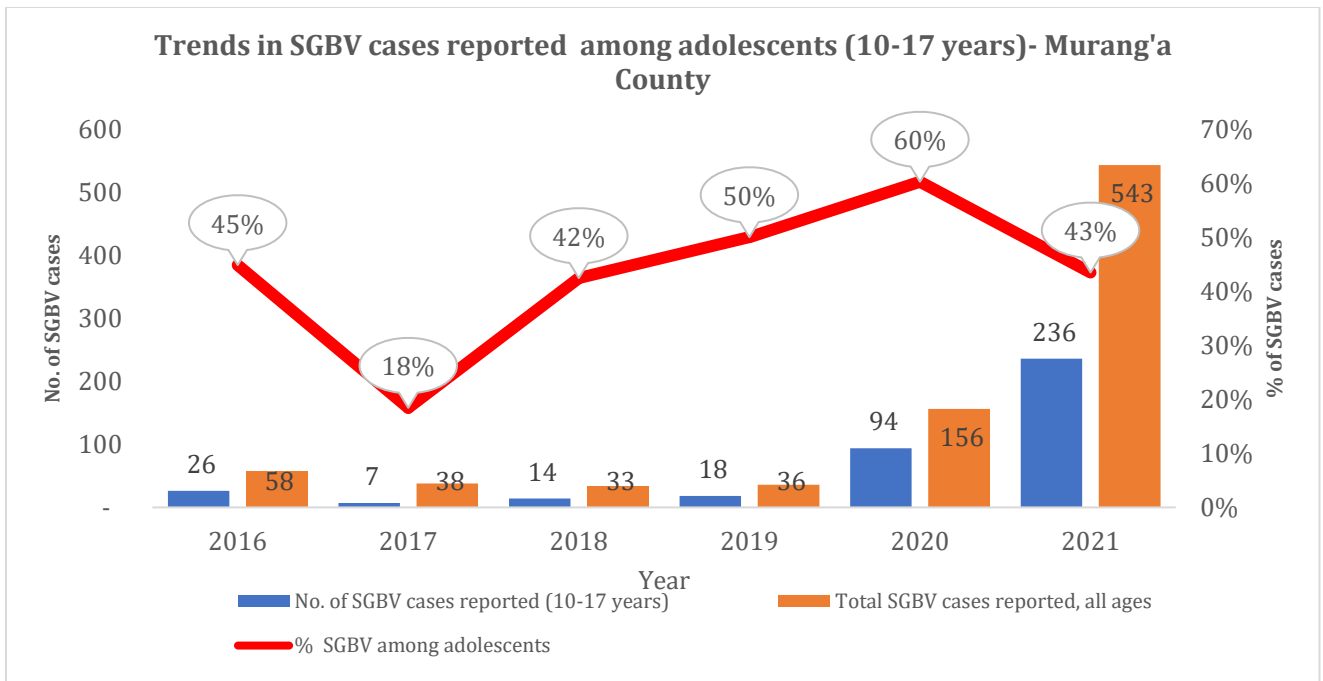


Figure 6: Annual SGBV cases reported among adolescents in Murang'a county, *Source:* Kenya Health Information System (KHIS MOH 711)

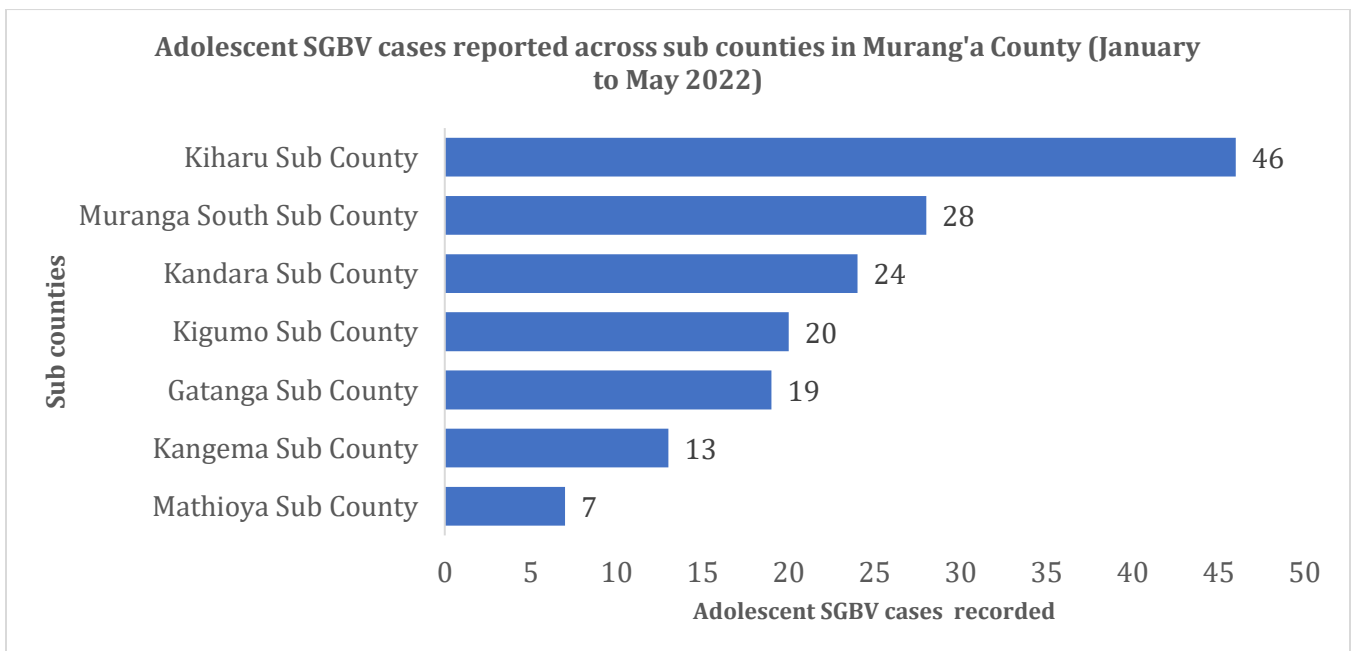


Figure 7: SGBV cases reported among adolescents across sub counties in Murang'a county, *Source:* Kenya Health Information System (KHIS MOH 711)

- **Nationally, 1 in every 2 SGBV cases (42.4%)** reported was an adolescent aged 10-17 in **2021**. Notably, an **84% increase** was observed in the number of SGBV cases recorded among adolescents aged 10-17: from **6,340** in **2017** to **38,842** in **2021**.

- In 2021, **43%** of the total SGBV cases recorded in **Murang'a County** were among adolescents aged 10-17. Similarly, a **97% increase** in the number of SGBV cases recorded among adolescents aged 10-17 was noted between **2017** and **2021**.

- In 2022 (January-May), **29.2%** of SGBV cases among adolescents aged 10-17 were recorded in **Kiharu sub county**

SOCIAL DETERMINANTS OF RISK AND VULNERABILITY

I. Transition from Primary to Secondary School

- **Nationally**, approximately **4,185,903** adolescent girls aged **6- 13** were enrolled to public primary schools with only **64% (1,522,010)** transitioning to public secondary schools (**2019**)
- Similarly, in **Murang’a County**, a **32%** drop from public primary schools (**83,785**) to public secondary schools (**57,015**) schools was observed.

II. Transactional Sex/ Commercial Sex Work

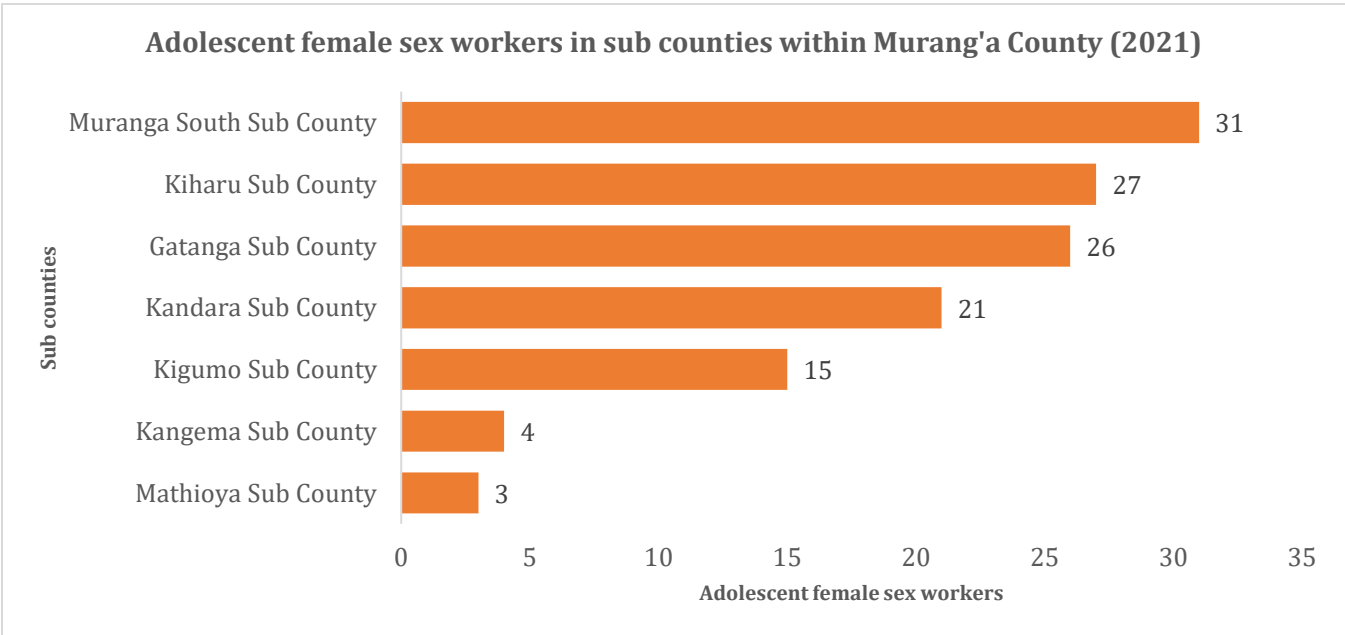


Figure 8: Adolescent female sex workers across sub counties in Murang’a county

Source: Kenya Health Information System (KHIS MOH 731 B Plus)

- In **December 2021**, there were **7,592** adolescent female sex workers aged **15-19** in the **country** with **2%** of these adolescents (**127**) being reported in **Murang’a County**.
- Additionally, **24.4%** of adolescent female sex workers aged **15-19** were recorded in **Murang’a South sub county**.

III. Substance Abuse

Indicator/ County	10-19 years	15-24 years
Lifetime usage of alcohol among respondents aged 10 -19 years (at least one type of alcohol)- Overall	6.6%	18.6%
Lifetime usage of alcohol among respondents aged 10 -19 years (at least one type of alcohol) by region		
Nairobi	13.9%	32.6%
North-Eastern	-	1.6%
Coast	2.5%	18.8%
Central	6.4%	21.9%
Eastern	6.8%	18.9%
Rift Valley	5.2%	15.1%
Nyanza	5.4%	17.6%
Western	16.3%	30.9%

Table 4: Rapid situation assessment of drugs and substance abuse in Kenya, NACADA 2017, Source: Kenya Health Information System (KHIS MOH 731)

➤ Injection Drug use:

- In Kenya, there are an estimated 26, 673 people who inject drugs with 1.5% (412) estimated to be in Murang'a County.
- As of December 2021, only 63% (16,725) were reported as active of whom 1% (161) were adolescents aged 15-19. Murang'a County had no active people who inject drugs reported.

IV. Poverty Index:

- In 2020, the overall poverty incidence rate in Kenya was 36.1% while that of Murang'a County was at 25.3%. (KIPPRA 2020), KNBS (2018).
- In 2019, only 35% of poor households with orphans are beneficiaries of a cash transfer programme in Murang'a County.

4.0 Hotline numbers

The following free toll-free are available:

- Gender- Based Violence (GBV) Helpline: 1195
- Child Helpline: 116
- LVCT Gender-Based Violence (GBV) Helpline: 1190
- ULIZA NASCOP: 0800724848
- MULIKA Send SMS: 988